



DOM-100C



DOM-125C



DOM-150C

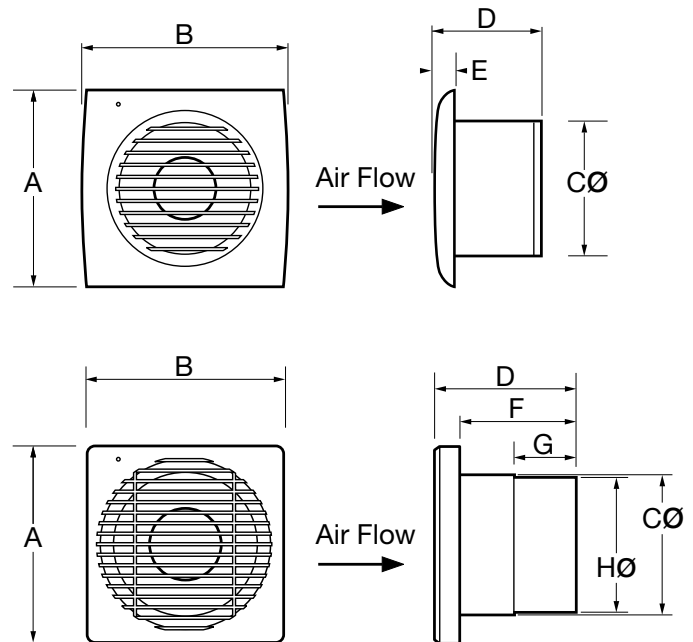
DOM

WALL MOUNTED FAN



The Dom Series is a range of low cost, high performing and European made extract fans. They are reliable and well suited for domestic applications such as bathrooms, toilets and laundries.

- Made from tough injection moulded plastic.
- Available in the 3 most popular spigot sizes; 100, 125 and 150mm.
- Low loss foil backdraft damper and “operating” light included.
- Front grille can be easily removed for cleaning.
- Internal thermal motor cut out protection.
- 230-240V, single-phase, 50Hz supply.
- Certificate of Approval number: ESO130139/00.



MODEL NO.	M ³ /HR [†]	L/SEC [†]	FAN SPEED RPM	AVG. dB(A) @ 3M	WATTS	VOLTS
DOM-100C	95	26	2500	34	13	230
DOM-125C	185	51	2500	39	20	230
DOM-150C	250	78	2200	41	25	230

[†] Air flow without duct and fittings


MODEL NO.	DUCT SIZE	A	B	C	D	E	F	G	H
DOM-100C	100	158	168	99	82	20	-	-	-
DOM-125C	125	180	190	118	102	26	-	-	-
DOM-150C	150	200	200	152	129	-	104	51	148

All dimensions in mm


See page 109 for performance curves.



DOM Exhaust Fan



External Grille



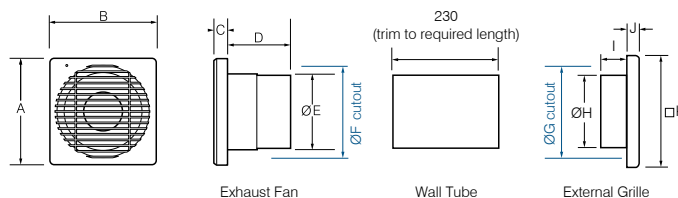
Wall Tube

DOM FAN KITS

DWK SERIES



- Exhaust to outside of building.
- In-built backdraft damper and “operating” light.
- BCA compliant for ventilation & energy efficiency.
- Internal thermal motor cut out protection.
- 220-240V, single-phase, 50Hz.
- Includes quality PFL grille with fly wire mesh.



MODEL NO.	L/SEC*	AVG. dB(A) @ 3M	AIR FLOW (M ³ /H) [†]	WATTS
DWK100	26/21	34	95	13
DWK125	51/42	30	185	28
DWK150	78/65	41	280	25

* Maximum air flow: fan only / fan with duct and fittings as supplied
[†] Air flow without duct and fittings

MODEL NO.	A	B	C	D	E	F	G	H	I	J	K
DWK100	158	168	20	62	99	109	109	99	28	15	155
DWK125	180	190	26	76	118	128	130	120	25	12	160
DWK150	200	200	25	104	148	158	160	150	34	15	175

All dimensions in mm

DWK100

Includes DOM-100C (100mm exhaust fan)

DWK125

Includes DOM-125C (125mm exhaust fan)

DWK150

Includes DOM-150C (150mm exhaust fan)

All fan kits come with wall tube and external grille.